

IVP LIMITED
SHAREHOLDING PATTERN AS ON 30.06.2013

(I) (a) Statement showing Shareholding Pattern

SCRIP CODE : 507580 Name of Scrip : IVP Class of Security : Equity
Quarter Ended : 30.06.2013

Category Code	Partly paid up shares	Number of partly paid up shares	As a % of total number of partly paid up shares	Number of outstanding Securities	As a % of total No. of outstanding Con. Securities	As a % of total number of shares of the Company	Shares pledged or otherwise encumbered	
							Number of Shares	As a %
	Held by Promoter/Promoter group	0	0.00					
	Held by Public	0	0.00					
	Total	0	0.00					
	Outstanding Convertible Securities							
	Held by Promoter/Promoter group	0	0.00					
	Held by Public	0	0.00					
	Total	0	0.00					
	Warrants							
	Held by Promoter/Promoter group	0	0.00					
	Held by Public	0	0.00					
	Total	0	0.00					
	Total paid up capital of the Company, assuming full conversion of warrants and convertible securities							
	Held by Promoter/Promoter group	0	0.00					
	Held by Public	0	0.00					
	Total	0	0.00					
	Total paid up capital of the Company, assuming full conversion of warrants and convertible securities							
(I)		(III)	(IV)	(V)	(VI)	(VII)	(VIII)	(IX) = (VIII)/(V)*100
(A)	Shareholding of Promoter and Promoter Group ²							
(1)	Indian							
(a)	Individuals/H.U.F	2	191834	191834	1.86	1.86		
(b)	Central/State Government(s)	0	0	0	0.00	0.00		
(c)	Bodies Corporate	18	6028076	6028076	58.38	58.38		
(d)	Financial Institutions/Banks	0	0	0	0.00	0.00		
(e)	Any Other (specify)	0	0	0	0.00	0.00		
	Sub-Total (A)(1)	20	6219910	6219910	60.23	60.23		
(2)	Foreign							
(a)	Non Resident Individuals/Foreign Nationals	14	1094759	1094759	10.60	10.60		
(b)	Bodies Corporate	0	0	0	0.00	0.00		
(c)	Institutions	0	0	0	0.00	0.00		
(d)	Qualified Foreign Investor	0	0	0	0.00	0.00		
(e)	Any Other (specify)	0	0	0	0.00	0.00		
	Sub-Total (A)(2)	14	1094759	1094759	10.60	10.60		
	Total holding of Promoter and Promoter Group (A)=(A)(1)+(A)(2)	34	7314669	7314669	70.84	70.84		
(B)	Public Shareholding ³							
(1)	Institutions	1	350	0	0.00	0.00		
(a)	Mutual Funds/UTI/LIC	6	3140	1968	0.03	0.03		
(b)	Financial Institutions/Banks	1	36505	0	0.34	0.34		
(c)	Central Government/State Government(s)	0	0	0	0.00	0.00		
(d)	Venture Capital Fund	0	0	0	0.00	0.00		
(e)	Foreign Institutional Investors	1	234911	234911	2.27	2.27		
(f)	Insurance Companies	0	0	0	0.00	0.00		
(g)	Foreign Venture Capital Investors	0	0	0	0.00	0.00		
(h)	Qualified Foreign Investor	0	0	0	0.00	0.00		

N.A.



(*) The term "encumbrance" has the same meaning as assigned to it in regulation 28(3) of the SAST Regulations, 2011


(i)(c)(i) Statement showing holding of securities (including shares, warrants, convertible securities) of persons belonging to the category "Public" and holding more than 1% of the total number of shares.

Sr.No.	Name of the shareholder	Number of shares held	Shares as a percentage of total number of shares (i.e., Grand Total (A)+(B)+(C) indicated in Statement at para (i)(a) above)	Details of warrants		Details of convertible securities		Total securities (including underlying shares assuming full conversion of warrants and convertible securities as a % of diluted share capital)
				No of warrants held	As a % of total number of warrants of the same class	Number of convertible securities held	% w.r.t. of total number of convertible securities of the same class	
1	THE ORIENTAL INSURANCE COMPANY LIMITED	234911	2.27					2.27
2	AMIT NARENDRA VIRRA	237885	2.30					2.30
3	DIPAK KANAYALAL SHAH	200000	1.94					1.94
	TOTAL	234911	2.27					2.27

Sr.No.	Name(s) of the shareholder(s) and the Persons Acting in Concert (PAC) with them	Number of shares	Shares as a percentage of total number of shares (i.e., Grand Total (A)+(B)+(C) indicated in Statement at para (i)(a) above)	Details of warrants		Details of convertible securities		(including underlying shares assuming full conversion of warrants and convertible securities as a % of diluted share)
				No of warrants held	As a % of total number of warrants of the same class	Number of convertible securities held	% w.r.t. of total number of convertible securities of the same class	
	TOTAL	0	0.00					0.00

(i)(c)(ii) Statement showing holding of securities (including shares, warrants, convertible securities) of persons (together with PAC) belonging to the category "Public" and holding more than 5% of the total number of shares of the company

(1) (d) Statement showing details of locked in shares				
Sr. No.	Name of shareholder	No. of locked-in shares	Locked-in shares as percentage of total no. of shares (i.e. Grand Total(A)+(B)+C) indicated in statement at para(1)(a) above	Promoter / Group / Public
			0.00	
	 TOTAL	0	0.00	

(ii) (a) Statement showing details of Depository Receipts (DRS)				
Sr. No.	Type of outstanding DR(ADRS, GDRs, SDRs, etc)	No. of DRS	No. of shares underlying outstanding DRS	Shares underlying outstanding DRS as a percentage of total no. of shares (i.e. Grand Total
				

(ii) (b) Statement showing holding of Depository Receipts (DRs) where underlying shares held by "promoter/promoter group" are in excess of 1% of the total no. of shares				
Sr. No.	Name of the DR Holder	Type of outstanding DR(ADRS, GDRs, SDRs, etc.)	No. of shares underlying outstanding DRS.	Shares underlying outstanding DRS as a percentage of total no. of shares (i.e. Grand Total (A)+(B)+C) indicated in Statement at para (1)(a)above)
	